













## IPC Eagle

	<u>Model</u>	<u>Description</u>	<u>Continuous Run-time</u>	<u>Theoretical ft<sup>2</sup> / Hour</u>	<u>Maximum Theoretical ft<sup>2</sup> / Charge</u>	<u>ft<sup>2</sup> / Charge Efficiency 70%</u>
<b>CT15 series, 4 Gallon</b>						
	<b>CT15E35</b>	<b>4 Gal. 14" Electric Brush Drive</b>		13,494	(Per Hour)	9,446 per hour
	<b>CT15B35</b>	<b>4 Gal. 14" Battery Brush Drive</b>				
	Pkg	33 ah AGM Battery	1.5	13,494	20,241	14,169
<b>CT30 series, 8/9 Gallon</b>						
	<b>CT30 B</b>	<b>8/9 Gal. 18" Battery Brush Drive</b>				
		84 ah AGM Battery	2	15,130	30,260	21,182
<b>CT40ECSBT50 - Micro Scrub</b>						
	<b>CT40ECSB50</b>	<b>10/13 Gal. 20" Brush Drive</b>				
	Pkg	115ah Batt.	2.5	16,811	42,028	29,420
	Pkg	145ah Batt.	3.1	16,811	52,115	36,481
	Pkg	155ah Batt.	3.4	16,811	57,158	40,011
	Pkg	140ah AGM Batt.	3.4	16,811	57,158	40,011
	Pkg	100 ah Gel Battery	2.2	16,811	36,985	25,889
<b>CT40ECSBT50 - Micro Scrub</b>						
	<b>CT40ECSBT50</b>	<b>10/13 Gal. 20" Traction Drive</b>				
	Pkg	115ah Batt.	2.1	19,277	40,482	28,338
	Pkg	145ah Batt.	2.6	19,277	50,121	35,085
	Pkg	155ah Batt.	2.9	19,277	55,904	39,133
	Pkg	140ah AGM Batt.	2.8	19,277	53,977	37,784
	Pkg	100 ah Gel Battery	1.9	19,277	36,627	25,639
<b>CT 40 series, 10/13 gallon</b>						
	<b>CT40B50</b>	<b>10/13 Gal, 20" Brush Drive</b>				
	Pkg	115ah Batt.	2.5	16,811	42,028	29,420
	Pkg	145ah Batt.	3.1	16,811	52,115	36,481
	Pkg	155ah Batt.	3.4	16,811	57,158	40,011
	Pkg	140ah AGM Batt.	3.4	16,811	57,158	40,011
	Pkg	100 ah Gel Batt	2.2	16,811	36,985	25,889
	<b>CT40BT50</b>	<b>10/13 Gal. 20" Traction Drive</b>				
	Pkg	115ah Batt.	2.0	19,277	38,555	26,988
	Pkg	145ah + Charger	2.5	19,277	48,193	33,735
	Pkg	155ah Batt.	2.8	19,277	53,977	37,784
	Pkg	140ah AGM Batt.	2.7	19,277	52,049	36,434
	Pkg	100 ah Gel Batt	1.8	19,277	34,699	24,289










## IPC Eagle

<u>Model</u>	<u>Description</u>	<u>Continuous Run-time</u>	<u>Theoretical ft<sup>2</sup> / Hour</u>	<u>Maximum Theoretical ft<sup>2</sup> / Charge</u>	<u>ft<sup>2</sup> / Charge Efficiency 70%</u>	
<b>CT 70 ECS, 19/20 gallon</b>						
	<b>CT70ECSBT70</b>	<b>19/20 Gal, 28" Traction Drive</b>				
	Pkg	145ah Batt.	2.3	26,988	62,073	43,451
	Pkg	155ah Batt.	2.6	26,988	70,170	49,119
	Pkg	140ah AGM Batt.	2.5			
	Pkg	100 ah Gel Batt	1.6	26,988	43,181	30,227
<b>CT 70 Series, 19/20 gallon</b>						
	<b>CT70B50</b>	<b>19/20 Gal, 20" Brush Drive</b>				
	Pkg	115ah Batt.	2.5	16,811	42,028	29,420
	Pkg	145ah Batt.	3.1	16,811	52,115	36,481
	Pkg	155ah Batt.	3.4	16,811	57,158	40,011
	Pkg	140ah AGM Batt.	3.4	16,811	57,158	40,011
Pkg	100 ah Gel Batt	2.2	16,811	36,985	25,889	
	<b>CT70BT50</b>	<b>19/20 Gal, 20" Traction Drive</b>				
	Pkg	145ah Batt.	2.5	19,277	48,193	33,735
	Pkg	155ah Batt.	2.8	19,277	53,977	37,784
	Pkg	140ah AGM Batt.	2.7	19,277	52,049	36,434
	Pkg	100 ah Gel Batt	1.8	19,277	34,699	24,289
	<b>CT70BT60</b>	<b>19/20 Gal, 24" Traction Drive</b>				
	Pkg	145ah Batt.	2.4	23,133	55,519	38,863
	Pkg	155ah Batt.	2.7	23,133	62,459	43,721
	Pkg	140ah AGM Batt.	2.6			
	Pkg	100 ah Gel Batt	1.7	23,133	39,326	27,528
	<b>CT70BT70</b>	<b>19/20 Gal, 28" Traction Drive</b>				
	Pkg	145ah Batt.	2.3	26,988	62,073	43,451
	Pkg	155ah Batt.	2.6	26,988	70,170	49,119
	Pkg	140ah AGM Batt.	2.5			
	Pkg	100 ah Gel Batt	1.6	26,988	43,181	30,227
<b>CT 90 Series, 24/25 Gallon</b>						
	<b>CT90BT70</b>	<b>24/25 Gal, 28" Traction Drive</b>				
	Pkg	240ah Batt.	3.0	26,988	80,965	56,675
	Pkg	200 ah Gel Batt.	2.5	26,988	67,471	47,230
	<b>CT90BT85</b>	<b>24/25 Gal, 32" Traction Drive</b>				
	Pkg	240ah Batt.	3.0	30,844	92,531	64,772
	Pkg	200 ah Gel Batt.	2.4	30,844	74,025	51,818



## IPC Eagle

<u>Model</u>	<u>Description</u>	<u>Continuous Run-time</u>	<u>Theoretical ft<sup>2</sup> / Hour</u>	<u>Maximum Theoretical ft<sup>2</sup> / Charge</u>	<u>ft<sup>2</sup> / Charge Efficiency 70%</u>	
<b>CT 100 Series, 26/29 Gallon</b>						
	<b>CT100BT70</b>	<b>28," 26 gal.</b>				
	Pkg	325ah Batt.	5	26,988	134,942	94,459
	Pkg	200 ah Gel Batt.	3	26,988	80,965	56,675
	<b>CT100BT85</b>	<b>32," 26 gal.</b>				
Pkg	325ah Batt.	5	30,844	154,219	107,953	
Pkg	200 ah Gel Batt.	3	30,844	92,531	64,772	
<b>CT 110 ECS, 29/30 Gallon</b>						
	<b>CT110ECSBT85</b>	<b>29/30 Gal. 32" Rider</b>				
	Pkg	240ah Batt.	3.0	44,550	133,650	93,555
	Pkg	200 ah Gel Batt.	2.4	44,550	106,920	74,844
<b>CT 110 Series, 29/30 Gallon</b>						
	<b>CT110BT70</b>	<b>29/30 Gal. 28" Rider</b>				
	Pkg	240ah Batt.	3.0	38,981	116,944	81,861
	Pkg	200 ah Gel Batt.	2.4	38,981	93,555	65,489
	<b>CT110BT85</b>	<b>29/30 Gal. 32" Rider</b>				
Pkg	240ah Batt.	3.0	44,550	133,650	93,555	
Pkg	200 ah Gel Batt.	2.4	44,550	106,920	74,844	
<b>Clean Time Rider 160 Series, 39/45 Gallon</b>						
	<b>CT160BT70</b>	<b>28" Rider</b>				
	Pkg	325ah Batt.	5.0	38,981	194,906	136,434
	Pkg	200 ah Gel Batt.	4.0	38,981	155,925	109,148
	<b>CT160BT85</b>	<b>32" Rider</b>				
Pkg	325ah Batt.	5.0	44,550	222,750	155,925	
Pkg	200 ah Gel Batt.	4.0	44,550	178,200	124,740	
	<b>CT160BT95</b>	<b>38" Rider</b>				
	Pkg	325ah Batt.	5.0	50,119	250,594	175,416
	Pkg	200 ah Gel Batt.	4.0	50,119	200,475	140,333
	<b>CT160BT75 R</b>	<b>30" Rider</b>				
<b>Clean Time Rider 230Series, 54/59 Gallon</b>						
	<b>CT230BT105</b>	<b>42" Rider</b>				
	Pkg	325ah Batt.	4.5	58,472	263,123	184,186
	Pkg	200 ah Gel Batt.	3.5	58,472	204,652	143,256



## IPC Eagle



<u>Model</u>	<u>Description</u>	<u>Continuous Run-time</u>	<u>Theoretical ft<sup>2</sup> / Hour</u>	<u>Maximum Theoretical ft<sup>2</sup> / Charge</u>	<u>ft<sup>2</sup> / Charge Efficiency 70%</u>
--------------	--------------------	----------------------------	--	--	---

### SmartVac Series Vacuum Sweeper

<b>SmartVac 464</b>	<b>24" Smart Vac</b>	2.5	38,186	95,464	66,825
<b>SmartVac 664</b>	<b>32" Smart Vac</b>	2.3	50,914	117,103	81,972



<b>512ET Pkg</b>	<b>28" Battery Sweeper</b> 145 ah Battery	4	27,117	108,470	75,929
------------------	--	---	--------	---------	--------

<b>712ET Pkg</b>	<b>36" Battery Sweeper</b> 145 ah Battery	3.5	34,865	122,028	85,420
------------------	--	-----	--------	---------	--------



<b>512 Rider Pkg</b>	<b>28" Battery Sweeper</b> 145 ah Battery	4	39,726	158,904	111,233
<b>Pkg</b>	100 ah Gel Battery	2.5	39,726	99,315	69,521

<b>712 Rider Pkg</b>	<b>36" Battery Sweeper</b> 145 ah Battery	3.5	51,076	178,768	125,137
<b>Pkg</b>	100 ah Gel Battery	2	51,076	102,153	71,507

### Vacuum Sweepers



<b>TK1050E Pkg</b>	<b>39" 1050 Rider Sweeper, Battery</b> 210ah Battery	4	55,333	221,331	154,932
<b>Pkg</b>	200 ah Gel	3	55,333	165,998	116,199



<b>TK1202E Pkg</b>	<b>48" Rider Sweeper-Battery</b> 240 AH Battery	4.5	68,102	306,459	214,521
<b>Pkg</b>	325 AH Battery	5	68,102	340,510	238,357
<b>Pkg</b>	200 AH Gel Battery	4	68,102	272,408	190,685



<b>TK1404E Pkg</b>	<b>Genius 58" Rider Sweeper- Battery</b> 325 AH Batt.	4.5	82,290	370,304	259,213
<b>Pkg</b>	200 AH Gel Batt.	3.5	82,290	288,014	201,610